

Fine Craftsmanship. Solid Engineering. | Providing more than 30 years
of customer satisfaction.



Dock Seals and Shelters



Rugged. Dependable. PIONEER.

www.pioneerleveler.com

Dock Seals

Pressure-treated lumber and full length yellow guide stripes are standard with all PIONEER Dock Seals.



P Series

Model P Polyurethane Foam

- Maximum energy savings - weather tight closure
- 100% lock-stitched seams - double stitched seams on Wear Shingle models
- All models use highest grade of materials available
- Fabric weight protection from 40 oz. to 140 oz.



PF Series

Model PF Head Curtain
(in lieu of head pad)

- Non-sagging head curtain design utilizes 3/4" galvanized pipe for front edge support
- Hybrid design head curtain with foam layer (4") on curtain plus extra fabric cover (optional)
- Custom design available for special sealing needs
- Most effective for doors of oversize height
- Rope pull up (optional)



L Pad Series

Model (L)

- Allows greater access to rear of trailer
- Side pads provide shelter like wiper action, yet seal the sides of the trailer

Dock Shelters



Dura Seal

Extended Warranty Dock Seal

- LTA material (our high tear 50 oz. vinyl) base materials 8" Exposure wear pleats
- 20" wide, 50 oz. vinyl wear pleats on the corners of the head pad. On head curtain models the wear pleats are the same width as the side pad. Helps protect in case of mis-spotted trailers.
- 50 oz. vinyl inside wear face on bottom 48" of each side pad. Protects against forklift/pallet damage.
- **Three (3) Year Warranty**



R Series

- Model R Rigid Frame Truck Shelters Raked cut header on all rigid wood frame models allows for water runoff
- Side and top curtain wiper action allows for full access to rear of truck
- Automatic variable truck height coverage from 11' to 13'6"
- Heavy duty structural channel bumpers for protection and support



F Series

Model F Flexible Truck Shelters
Metal hoods recommended with these models

- All spring loaded for snug fit to trailer
- Corrosion-resistant steel framing
- Reinforced wear area for lasting durability

Optional Features and Equipment

Galvanized Metal Hood for overhead protection of seals and flexible shelters




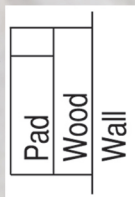
Larger Head Pad Height for high doors and broader range of truck heights




Common Member Units - Seals or Rigid Shelters for dock doors that are closer than standard



Blockouts for extra protection when full projection foam is not desirable



Tapered Units for inclined or declined truck approaches



Inclined



Declined

Wear Shingles add years of extra life to seals



S4 (4" exposure)



S8 (8" exposure)



S16 (16 1/2" exposure)

PIONEER offers a complete line of finely crafted, technologically advanced loading dock equipment, including **Hydraulic, Air Operated and Mechanical Pit Levelers, Edge-of-Dock and Hydraulic Top of Dock Levelers, Portable Dock boards, Vehicle Restraints, Dock Seals & Shelters, High Speed Fabric Roll-Up Doors,** and other quality accessories. Just **call us toll free** for personal, professional customer assistance and responses to all of your product needs.

toll free
1-800-251-3382

Warranty:

Dock seals and shelters are guaranteed against defects in material and workmanship for (1) one year.

Pioneer accepts full responsibility for the cost of materials, labor, and freight for any warranty claim and reserves the right to either repair or replace any defective parts.

PIONEER MANUFACTURING, INC. SHALL NOT BE LIABLE FOR THE LOSS OF USE OF ANY EQUIPMENT OR INCIDENTAL DAMAGES. PIONEER EXPRESSLY DISCLAIMS ANY AND ALL IMPLIED WARRANTIES.

Summary Of Fabric Properties & Colors

Fabrics: Coated	Properties				Colors				
	Tongue Tier Meth. 5134.1	Abrasion Resistance	Grab Tensile	Cold Test (-40°F)					
22 oz. Vinyl	150 x 150	1000 Cycles	500 x 470	Pass					
40 oz. Vinyl	150 x 150	2500 Cycles	450 x 300	Pass					
50 oz. Vinyl	324 x 352	10,000 Cycles	705 x 683	Pass					

Note: For actual fabric samples or availability of colors not shown, contact your local PIONEER Dealer.