

# HVLS FAN CONTROLS



**EPIC FANS**



# TOUCH SCREEN CONTROLS

## STANDARD PANEL

### Single Fan Touch Screen Panel

- Forward, Reverse, Stop
- Speed Settings 1-10
- Four Digit Pass Code Lock
- Troubleshooting
- Ships with 100' CAT 5 cable



## OPTIONAL PANEL

### Multi-Fan Touch Screen Panel

- Control up to Six Fans Independently
- Cat 5 Cable Provided by Others

# iFAN NETWORK CONTROLS

## iFAN 4.3\*

- 12 Fans Maximum
- 3 Groups Maximum
- Timer Option
- Wireless Option
- Temperature and Humidity Options
- Customer Programs the Temperature Set Points
- BMS Integration (BACnet TCP/IP)



## iFAN 7.0\*

- 24 Fans Maximum
- 4 Groups Maximum
- Timer Option
- Wireless Option
- Temperature and Humidity Options
- Customer Programs the Temperature Set Points
- BMS Integration (BACnet TCP/IP & MSTP) standard



## iFAN 10.0\*

- 30 Fans Maximum
- 4 Groups Maximum
- Timer Option
- Wireless Option
- Temperature and Humidity Options
- Customer Programs the Temperature Set Points
- BMS Integration (BACnet TCP/IP & MSTP) standard

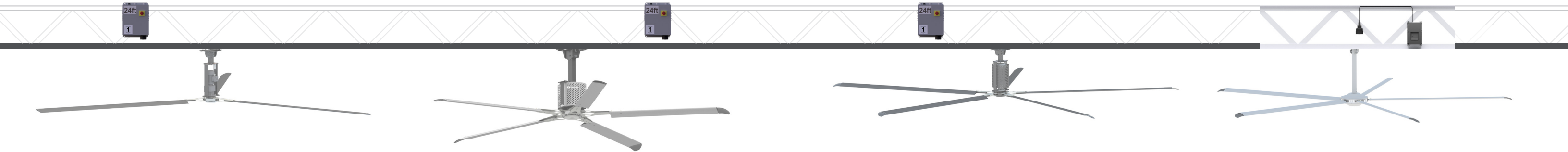


iFan 7.0 Only Exterior Panel for Outdoor Applications

Epic Fan reserves the right to change specifications and designs without notice and without incurring obligations.

\* Requires 120 V Power  
One Daisy Chain Only  
Communication Cable Provided by Others






**VFD Panel with Wireless Module**  
(Industrial, Direct Drive, 3-Blade)



**iFan with Wireless Module**



**Commercial Fan Controls Module**  
**with Wireless Module**



**Fire Panel with Wireless Module**



## WIRELESS iFAN CONTROL

Designed to optimize airflow management while reducing installation costs, this cutting-edge innovation brings unparalleled flexibility and efficiency to industrial and commercial environments.

New iFan Wireless Control option is cutting-edge innovation matched up with our already flexible and advance iFan Control System. The iFan Wireless option will help facilities reduce installation time and material by reducing the need to purchase or install communication cable between each fan VFD panel. Wireless controls will provide facilities with unparalleled control flexibility, reliable connectivity and seamless communication between fans while removing low voltage wiring.



### Key Benefits

**Eliminates Low-Voltage Wiring:** Eliminating wire runs between VFD panels and control unit offers significant cost-saving, reducing installation time and materials.

**Seamless Integration:** Available on the iFan 4.3, iFan 7.0 and the iFan10.0, the wireless control includes all the same features as the wired version, ensuring a smooth transition for users.

**Enhanced Flexibility:** Fans can be installed without the constraints of wired connections, allowing for more adaptable facility layouts.

**Reliable Wireless Connectivity:** With a range distance of up to 1,500 feet, the system maintains strong performance within the same building environment.

**Expandable Coverage:** Repeaters can be added if necessary to extend the range in large facilities.

### Design Features

- Operates on an RF 900MHZ network
- Radio Distances up to 1,500 feet between VFD panel
- Available on, iFan 4.3, iFan 7.0 and iFan 10.0 models
- Repeaters can be added for extra-large facilities

For optimal performance, the wireless module at the fan must be mounted vertically and at similar elevations. Additionally, the wireless control system is designed for operation within the same building and is not intended for use across separate structures.

\*Consult the iFan Wireless IOM for important installation details\*





# PICK THE CONTROLS THAT FIT





## CONNECTION OPTIONS

### BMS INTEGRATION\*

- Protonode Interface Card
- Up to 30 Fans per Card
- One Card per Daisy Chain
- BACnet MSTP
- BACnet TCP/IP
- MODBUS TCP/IP
- LonWorks

### BUILDING FIRE CONNECTION\*

- Standard Fire Panel
- Up to 30 Fans per Fire Panel
- Networked Fire Panel
- Up to 30 Fans per Fire Panel
- (One panel per daisy chain)



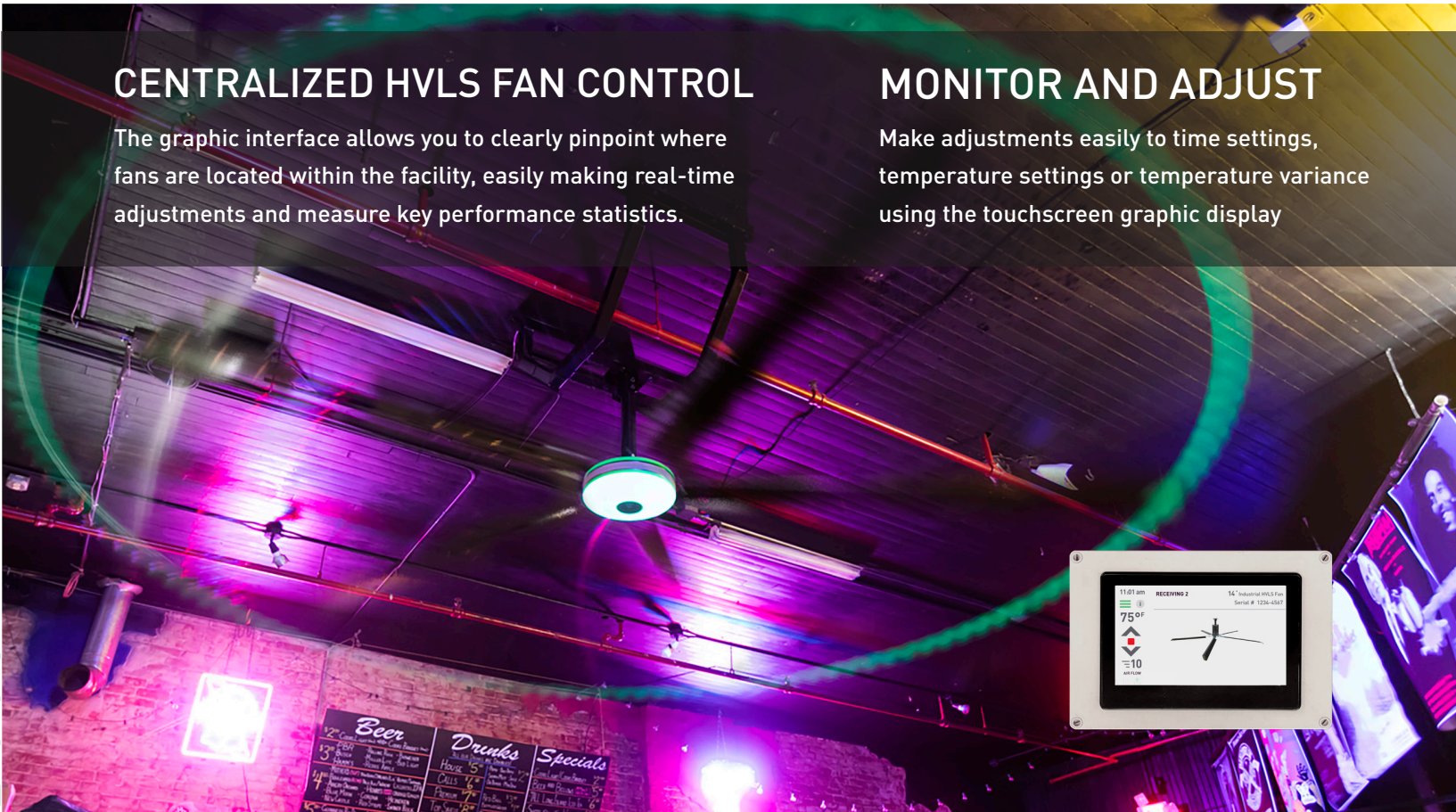
\* Requires 120 V Power

## CENTRALIZED HVLS FAN CONTROL

The graphic interface allows you to clearly pinpoint where fans are located within the facility, easily making real-time adjustments and measure key performance statistics.

## MONITOR AND ADJUST

Make adjustments easily to time settings, temperature settings or temperature variance using the touchscreen graphic display







4Front Engineered Solutions reserves the right to change specifications and designs without notice and without incurring obligations.

4Front Engineered Solutions products may be the subject of one or more U.S. and/or foreign, issued and/or pending, design and/or utility patents.

Epic and Epic Fan as words and logos are registered trademarks belonging to ASSA ABLOY Entrance Systems AB or other companies controlled by the same organization. All rights reserved.

©ASSA ABLOY. Part of ASSA ABLOY. Printed in USA. ECB-FC00-0325